

Hood S4001 wall



Hoods

Code: 2440 121

120 cm



DETAILS

Material	AISI 304 stainless steel
Texture	Brushed in line
Chimney height	630 - 1050 mm
Energy class	A+
Product details	Telescopic chimney
Grease filters	2 grease filters
Operation	Suction hood (filtering mode with optional carbon filters)
Air exhaust hole	ø 120/150 mm
Lighting	LED lighting: 6 x 1W (5.600 kelvin)

Air flow rate	700mc/h
---------------	---------

Motor power	160W
-------------	------

Hood type	Wall-mounted suction wood
-----------	---------------------------

Type of commands	Minimal electronic controls
------------------	-----------------------------

Suction speed	4 operating speeds
---------------	--------------------

Notes:	Fume exhaust ducts must have an internal diameter not lower than 120 mm
--------	---

FEATURES

Auto delayed shutdown	All the models with electronic interface can be programmed to turn off the suction at a postponed moment, so as to prolong the aeration of the room even after the cooking has been completed.
-----------------------	--

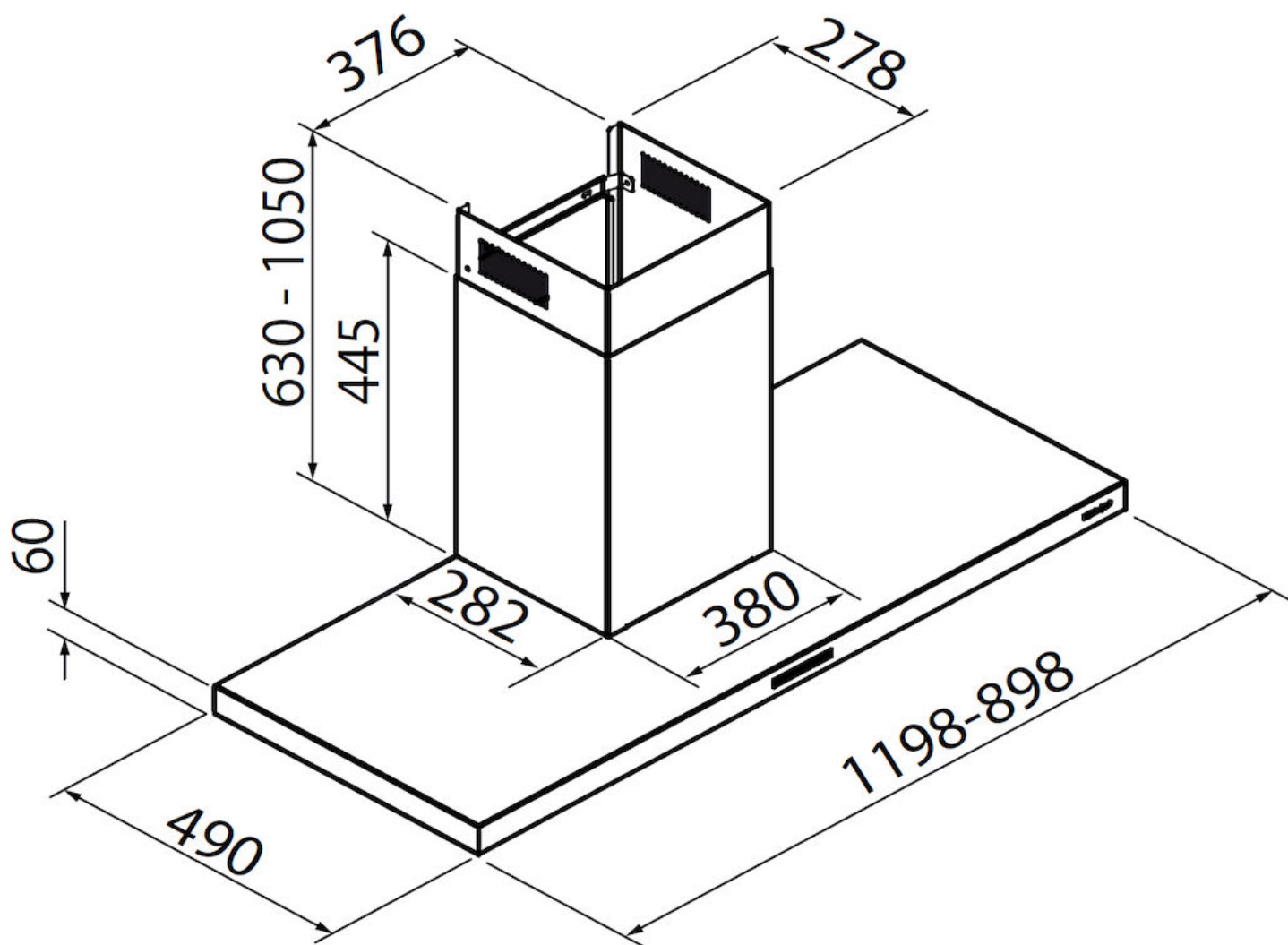
Brushless motor	State-of-the-art Brushless motors allow high air flow rates while maintaining a low energy consumption. Furthermore, they have an almost never-ending duration.
-----------------	---

high performance	Foster hoods motors have a high suction capacity. Their refined design hides a powerful appliance with professional features.
------------------	---

Led lighting	Particular attention to energy saving with LED lighting systems. They assure a 10 times lower consumption and a 10 times longer duration. Our LED lights are designed to create an adequate comfort and safety in the cooking area.
--------------	---

Perimetric aspiration	The perimeter suction is a feature common to many Foster hoods. The filters are hidden by steel- or crystal plates and the suction occurs along their perimeter. This has aesthetic advantages but also functional ones: the cleaning is easier, the suction power and noise-level are improved. The depression which occurs in the perimeter area facilitates in fact the suction of the particles composing the fumes.
-----------------------	--

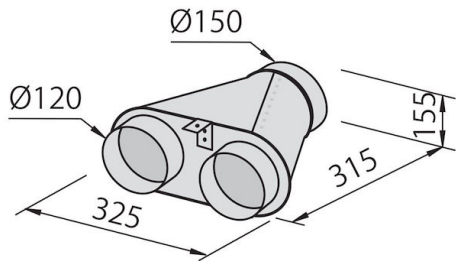
TECHNICAL DATA



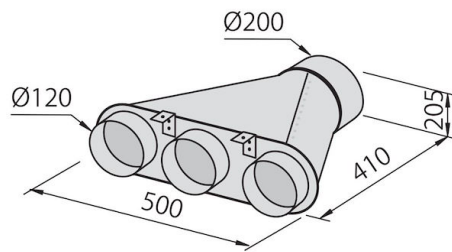
GALLERY



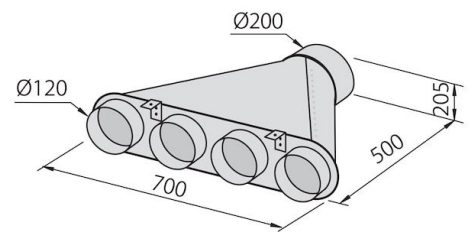
OPTIONAL ACCESSORIES



Collector for 2 pipes
2523 000



Collector for 3 pipes
2524 000



Collector for 4 pipes
2525 000



Flexible silencing canalization
9700 602



Flexible silencing canalization
9700 603



Long Life carbon filter
9700 001